

26-Nov-14

FINAL City of Tonawanda

2015 General, Water & Sewer Operating Budgets

Common Council Adopted Budget as of 11/18/14, Mayoral Veto add back \$5,000 to line 1981.461

<u>ACCOUNT</u>	<u>2013 ACTUAL</u>	<u>2014 BUDGET</u>	<u>2015 BUDGET</u>
REVENUES			
Real Property Taxes			
1050 Delinquent Tax Revenue	\$480,063	\$330,000	\$400,000
1055 City Exemption Removals	\$42,905	\$31,500	\$43,500
1081 Hi-Rise In Lieu of Taxes	\$40,983	\$41,000	\$43,000
1082 ECIDA In Lieu of Taxes	\$28,400	\$29,000	\$35,000
1090 Interest & Penalties	\$164,307	\$131,000	\$150,000
Real Property Taxes	\$756,658	\$562,500	\$671,500
Non-Property Tax Items			
1120 Erie County Sales Tax	\$4,532,444	\$4,577,000	\$4,738,000
1130 Utilities Gr. Receipts Tax	\$167,090	\$195,000	\$180,000
1170 Cable Franchise Agreement	\$200,089	\$200,000	\$210,000
Non-Property Tax Items	\$4,899,623	\$4,972,000	\$5,128,000
Departmental Income			
1232 School Tax Collection Fee	\$16,500	\$16,500	\$16,500
1240 Treasurer's Fees	\$5,466	\$15,000	\$10,000
1250 Vending Machines	\$1,645	\$1,800	\$1,800
1255 Clerk's Fees	\$11,510	\$16,000	\$16,000
1440 Engineer's Fees	\$400	\$1,500	\$1,000
1520 Police Fees	\$1,539	\$1,500	\$1,500
1541 Fire Department Cost Recovery	\$2,645	\$3,500	\$2,700
1550 Dog Impound Fees	\$455	\$300	\$450
1710 Public Works Services	\$25,449	\$15,000	\$15,000
1711 Grass Cutting Stickers	\$2,618	\$2,500	\$2,500
2000 CPR Program Fees	\$429	\$1,000	\$750
2001 Recreation Earnings	\$40,068	\$40,000	\$35,000
2002 Parks' Permits	\$15,725	\$16,000	\$16,000
2004 Youth Center Pantry	\$14,497	\$11,000	\$11,000
2005 Canal Harbor Fees	\$21,805	\$26,000	\$23,000
2010 Special Events Fees	\$3,716	\$3,000	\$3,800
2011 Boat Dock Rentals - Waterbikes	\$2,279	\$4,000	\$2,300
2040 Marine and Docks	\$2,512	\$2,500	\$2,600
2041 Harbormaster Sales	\$338	\$500	\$350
2070 Youth Project Contracts	\$7,004	\$6,000	\$4,000
2080 Civil Service Exam Fees	\$4,190	\$1,500	\$1,000

26-Nov-14

FINAL City of Tonawanda

2015 General, Water & Sewer Operating Budgets

Common Council Adopted Budget as of 11/18/14, Mayoral Veto add back \$5,000 to line 1981.461

<u>ACCOUNT</u>	<u>2013 ACTUAL</u>	<u>2014 BUDGET</u>	<u>2015 BUDGET</u>
Departmental Income	\$180,790	\$185,100	\$167,250
Charges-Services, Other Governments			
2220 Civil Service,School Share	\$12,146	\$12,000	\$12,000
2221 School Use of City Services	\$21,162	\$14,500	\$14,500
2222 Housing Auth Use of City Services	\$6,617	\$5,500	\$5,500
2268 Dog Control Service	\$0	\$0	\$0
2280 Tonawanda Housing Authority	\$8,000	\$8,000	\$8,000
2290 Court	\$71,685	\$35,000	\$35,000
Charges-Services, Other Governmen	\$119,610	\$75,000	\$75,000
Use of Money & Property			
2401 Int & Earnings, Investments	\$7,580	\$12,000	\$8,000
2410 Rental of Real Property	\$1,804	\$1,800	\$1,800
Use of Money & Property	\$9,384	\$13,800	\$9,800
Licenses & Permits			
2544 Dog Licenses	\$18,998	\$20,000	\$20,000
2550 Street Cutting Permits	\$7,520	\$8,000	\$8,000
2555 Bldg Alteration & Permits	\$85,276	\$120,000	\$85,000
2560 Infiltration Certificates	\$9,600	\$9,000	\$9,000
2565 Plumbing Licenses	\$5,275	\$5,000	\$6,000
2590 Electrical Inspection Fees	\$37,529	\$30,000	\$30,000
Licenses & Permits	\$164,198	\$192,000	\$158,000
Fines & Forfeitures			
2610 Fines	\$409,451	\$425,000	\$475,000
2612 Parking Tags	\$97,140	\$102,000	\$70,000
Fines & Forfeitures	\$506,591	\$527,000	\$545,000
Sales & Compensations			
2655 National Grid Rebate Program	\$11,447	\$0	\$0
2655 Other Minor Sales	\$10,468	\$15,000	\$15,000
2656 Recycling/Scrap Metal Sales	\$26,906	\$40,000	\$40,000
2660 Sale of City Property	\$0	\$100,000	\$15,000
2680 Insurance Recoveries	\$6,750	\$7,000	\$7,000

26-Nov-14

FINAL City of Tonawanda

2015 General, Water & Sewer Operating Budgets

Common Council Adopted Budget as of 11/18/14, Mayoral Veto add back \$5,000 to line 1981.461

<u>ACCOUNT</u>	<u>2013 ACTUAL</u>	<u>2014 BUDGET</u>	<u>2015 BUDGET</u>
2690 City Prop, Damage Recovery	\$6,718	\$10,000	\$7,000
Sales & Compensations	\$62,289	\$172,000	\$84,000
Miscellaneous/Erie County			
2701 Refund, Prior Years Expense	\$1,080	\$1,000	\$1,000
2770 Miscellaneous	\$628	\$500	\$500
2775 Canal Fest OT Reimbursement	\$20,000	\$20,000	\$20,000
2776 Erie County Paramedics Grant	\$9,900	\$0	\$0
2792 Erie County Board of Elections	\$800	\$1,000	\$1,000
Miscellaneous/Erie County	\$32,408	\$22,500	\$22,500
State Aid			
3001 Per Capita - Unrestricted	\$2,602,104	\$2,602,104	\$2,602,104
3005 Mortgage Tax	\$146,316	\$140,000	\$130,000
3010 Assessment Roll Maint Aid	\$0	\$0	\$16,000
3011 STAR Program Reimb	\$0	\$0	\$0
3080 NYS Record Management Grant	\$28,611	\$0	\$0
3089 NYS Training Reimbursement	\$0	\$0	\$0
3389 STOP DWI	\$25,685	\$37,000	\$20,000
3390 Police Equipment Reimbursemt	\$8,500	\$0	\$0
3391 NYS Seatbelt Safety Grant	\$9,232	\$2,800	\$2,800
3393 NYS Operation Safe Streets-STEP	\$5,632	\$8,400	\$8,400
3410 Fire Dept Equipment Grant	\$78	\$0	\$0
3510 Highway Maintenance	\$10,922	\$11,000	\$11,000
3511 NYS TIP Pgm Two Mile Creek Culv	\$0	\$0	\$0
3710 Veterans Service Agencies	\$3,180	\$3,000	\$3,000
3800 Recreation Aid	\$0	\$0	\$0
3820 Youth Bureau	\$0	\$6,000	\$4,000
3828 NYS Clean Vessel Assist Program	\$0	\$600	\$600
3825 NYS Grant Gateway Harbor	\$8,955	\$0	\$0
3833 NYSEDA Rebate	\$6,219	\$0	\$0
3988 NYS Aid Comm Projects (Library)	\$6,033	\$0	\$0
3989 NYS Grants Home & Comm Services	\$0	\$0	\$0
State Aid	\$2,861,467	\$2,810,904	\$2,797,904
Federal Programs			
4002 Federal DHS Port Security Grant	\$71,220	\$0	\$0
4003 Federal Grant Oper Stonegarden	\$27,313	\$0	\$0

26-Nov-14

FINAL City of Tonawanda

2015 General, Water & Sewer Operating Budgets

Common Council Adopted Budget as of 11/18/14, Mayoral Veto add back \$5,000 to line 1981.461

<u>ACCOUNT</u>	<u>2013 ACTUAL</u>	<u>2014 BUDGET</u>	<u>2015 BUDGET</u>
4006 Fire Dept FEMA Grant Equipment	\$37,359	\$0	\$0
4007 Federal Police Bullet Proof Vest Gr	\$1,390	\$0	\$0
4550 Medicare Retiree Drug Subsidy	\$5,177	\$0	\$0
Federal Programs	\$142,459	\$0	\$0

Interfund Transfers

5031 Interfund Transfer from Wtr/Sewer	\$341,044	\$161,400	\$295,000
----------------------------------------	-----------	-----------	-----------

GRAND TOTAL REVENUES **\$10,076,521** **\$9,694,204** **\$9,953,954**

EXPENSES

1010

COMMON COUNCIL

100 Salaries	\$38,520	\$44,000	\$44,000
413 Office	\$371	\$900	\$400
481 Printing	\$5,154	\$6,500	\$12,500
	\$44,045	\$51,400	\$56,900

1210

MAYOR

100 Salaries	\$102,220	\$112,514	\$149,486
413 Office	\$761	\$1,400	\$1,260
453 Telephone	\$760	\$1,000	\$1,000
462 Public Relations	\$737	\$850	\$850
471 Memberships, Dues, Fees	\$274	\$500	\$500
481 Printing	\$470	\$600	\$600
	\$105,222	\$116,864	\$153,696

1325

CITY TREASURER

100 Salaries	\$160,037	\$161,379	\$164,109
461 Professional Services	\$33,380	\$27,000	\$29,700
471 Memberships, Dues, Fees	\$0	\$175	\$0
481 Printing	\$8,803	\$8,600	\$7,800
	\$202,220	\$197,154	\$201,609

1355

CITY ASSESSOR

100 Salaries	\$78,098	\$79,498	\$81,987
--------------	----------	----------	----------

26-Nov-14

FINAL City of Tonawanda

2015 General, Water & Sewer Operating Budgets

Common Council Adopted Budget as of 11/18/14, Mayoral Veto add back \$5,000 to line 1981.461

	<u>ACCOUNT</u>	<u>2013 ACTUAL</u>	<u>2014 BUDGET</u>	<u>2015 BUDGET</u>
	461 Professional Services	\$5,470	\$5,000	\$20,000
	462 Reassessment Project Exp	\$34,177	\$35,000	\$0
	471 Memberships, Dues, Fees	\$0	\$0	\$0
		\$117,745	\$119,498	\$101,987
1357	BOARD OF ASSESSMENT REVIEW			
	100 Salaries	\$460	\$2,000	\$900
1410	CITY CLERK			
	100 Salaries	\$142,291	\$145,012	\$148,400
	202 Equipment	\$1,280	\$2,000	\$2,000
		\$143,571	\$147,012	\$150,400
1420	CITY ATTORNEY			
	100 Salaries	\$73,720	\$74,093	\$74,801
	413 Office	\$1,163	\$1,000	\$900
	471 Subscriptions	\$7,632	\$7,500	\$7,500
		\$82,515	\$82,593	\$83,201
1425	ORDINANCE/CODE REVISION	\$2,874	\$3,000	\$3,000
1430	PERSONNEL ADMINISTRATION			
	100 Retirement Costs	\$462,994	\$225,000	\$375,000
	461 Professional Services	\$20,193	\$20,000	\$24,000
	464 Medical	\$1,973	\$2,000	\$2,000
		\$485,160	\$247,000	\$401,000
1432	CIVIL SERVICE COMMISSION			
	100 Salaries	\$29,827	\$28,879	\$29,304
	413 Office	\$822	\$500	\$450
	461 Professional Services	\$100	\$375	\$375
	481 Printing	\$1,871	\$1,450	\$1,500
		\$32,620	\$31,204	\$31,629
1440	CITY ENGINEER			
	100 Salaries	\$88,529	\$122,274	\$124,737
	202 Equipment	\$0	\$0	\$0

26-Nov-14

FINAL City of Tonawanda

2015 General, Water & Sewer Operating Budgets

Common Council Adopted Budget as of 11/18/14, Mayoral Veto add back \$5,000 to line 1981.461

	<u>ACCOUNT</u>	<u>2013</u> <u>ACTUAL</u>	<u>2014</u> <u>BUDGET</u>	<u>2015</u> <u>BUDGET</u>
	413 Office	\$253	\$500	\$450
	419 Hand Tools	\$554	\$500	\$500
	441 Maintenance - Equipment	\$0	\$500	\$500
	442 Maintenance - Vehicles	\$184	\$750	\$750
	461 Professional Services	\$4,800	\$10,000	\$10,000
	471 Membership Dues, Fees	\$184	\$800	\$800
	473 Clothing Allowance	\$0	\$400	\$400
		\$94,504	\$135,724	\$138,137
1441	CHIEF EXAMINER OF ENGINEERS			
	100 Salaries	\$722	\$769	\$781
1620	MUNICIPAL BUILDING			
	100 Salaries	\$122,337	\$125,255	\$131,547
	203 Computer Equipment	\$25,404	\$30,000	\$25,000
	413 Office	\$17,626	\$14,000	\$13,640
	414 Janitorial Supplies	\$9,230	\$7,000	\$8,000
	441 Maintenance - Equipment	\$1,747	\$6,500	\$6,500
	442 Maintenance - Vehicles	\$396	\$300	\$300
	443 Maintenance - Buildings	\$11,349	\$10,500	\$18,000
	450 Water - ECWA	\$13,365	\$14,500	\$15,500
	451 Gas (Heating)	\$11,625	\$12,500	\$13,500
	452 Electric	\$29,560	\$32,000	\$31,000
	453 Telephone	\$27,340	\$27,500	\$28,000
	473 Clothing Allowance	\$1,195	\$1,200	\$1,200
	486 Postage	\$19,333	\$23,000	\$25,000
		\$290,507	\$304,255	\$317,187
1630	35 MAIN STREET, BLDG MAINT	\$0	\$3,000	\$3,000
1641	GASOLINE & DIESEL FUEL			
	401 Unleaded Gasoline	\$125,484	\$135,000	\$135,000
	402 Diesel Fuel	\$167,183	\$146,000	\$146,000
	403 Maintenance Equipment	\$0	\$2,000	\$2,000
		\$292,667	\$283,000	\$283,000
1910 461	LIABILITY INSURANCE	\$219,477	\$185,000	\$180,000

26-Nov-14

FINAL City of Tonawanda

2015 General, Water & Sewer Operating Budgets

Common Council Adopted Budget as of 11/18/14, Mayoral Veto add back \$5,000 to line 1981.461

	<u>ACCOUNT</u>	<u>2013 ACTUAL</u>	<u>2014 BUDGET</u>	<u>2015 BUDGET</u>
1930 461	JUDGEMENTS & SETTLEMENTS	\$1,241	\$3,000	\$3,000
1940 203	LAND ACQUISITION	\$0	\$0	\$0
1960	PURCHASE OF SCHOOL TAXES			
	600 Taxes	\$96,462	\$98,000	\$110,000
	700 Interest	\$16,881	\$17,000	\$19,000
		\$113,343	\$115,000	\$129,000
1981	TAX FORECLOSURES	\$2,935	\$5,000	\$10,000
1989	CONTINGENCY			
	461 Professional Services	\$39,645	\$50,000	\$60,000
	462 Economic/Community Developmt	\$12,925	\$17,500	\$15,600
	476 Travel/Personnel Developmnt	\$5,482	\$5,000	\$6,000
		\$58,052	\$72,500	\$81,600
3120	POLICE DEPARTMENT			
	100 Salaries	\$2,710,079	\$2,731,808	\$2,831,313
	201 Vehicles	\$68,836	\$75,000	\$75,000
	202 Equipment	\$105,124	\$20,000	\$15,000
	203 Capital Improvements	\$826	\$4,000	\$4,000
	204 Pistol Range	\$5,792	\$6,000	\$6,000
	411 Meals	\$5,761	\$4,000	\$4,000
	413 Office	\$11,189	\$11,000	\$9,900
	414 Investigation	\$6,645	\$6,000	\$6,000
	418 Clothing, Uniform	\$3,159	\$2,500	\$2,500
	423 Narcotics, DARE Program	\$0	\$500	\$500
	441 Maintenance - Equipment	\$1,721	\$3,000	\$3,000
	442 Maintenance - Vehicles	\$20,170	\$13,970	\$13,970
	443 Maintenance - Buildings	\$2,447	\$2,500	\$2,500
	444 Maintenance - Contracts	\$12,071	\$15,760	\$15,760
	453 Telephone	\$11,168	\$11,000	\$11,000
	461 Professional Services	\$3,385	\$3,500	\$3,500
	473 Clothing Allowance	\$21,544	\$28,000	\$28,000
	476 Training	\$4,326	\$6,000	\$6,000

26-Nov-14

FINAL City of Tonawanda

2015 General, Water & Sewer Operating Budgets

Common Council Adopted Budget as of 11/18/14, Mayoral Veto add back \$5,000 to line 1981.461

	<u>ACCOUNT</u>	<u>2013 ACTUAL</u>	<u>2014 BUDGET</u>	<u>2015 BUDGET</u>
		\$2,994,243	\$2,944,538	\$3,037,943
3125	SPECIAL ENFORCEMENT, DWI			
	100 Salaries	\$20,642	\$16,000	\$0
	202 Equipment	\$15,198	\$20,000	\$23,551
	476 Training	\$1,136	\$1,939	\$2,000
		\$36,976	\$37,939	\$25,551
3130	AUXILIARY POLICE			
	410 Awards	\$2,964	\$3,000	\$3,000
	418 Clothing, Uniform	\$656	\$1,500	\$1,500
	441 Maintenance - Equipment	\$881	\$940	\$940
	476 Training	\$0	\$500	\$500
		\$4,501	\$5,940	\$5,940
3310	ELECTRIC-TRAFFIC CENTRAL SYSTEM			
	100 Salaries	\$92,554	\$114,688	\$67,563
	202 Equipment	\$0	\$0	\$0
	407 Paint Products	\$6,674	\$9,000	\$8,000
	413 Office	\$212	\$200	\$180
	414 Janitorial	\$322	\$400	\$350
	415 Chemicals	\$121	\$200	\$200
	416 Electrical Supplies	\$12,838	\$10,000	\$10,000
	419 Hand Tools	\$352	\$1,000	\$500
	421 First Aid Supplies	\$0	\$100	\$100
	430 Traffic Signs	\$13,581	\$13,000	\$13,000
	441 Maintenance - Equipment	\$1,664	\$2,000	\$2,000
	442 Maintenance - Vehicles	\$3,427	\$4,500	\$4,500
	450 Water - ECWA	\$164	\$150	\$175
	451 Gas (Heating)	\$1,234	\$1,250	\$1,300
	452 Electric	\$11,603	\$13,000	\$13,000
	471 Memberships, Dues, Fees	\$0	\$150	\$225
	473 Clothing Allowance	\$677	\$800	\$800
		\$145,423	\$170,438	\$121,893
3311 100	TRAFFIC & SAFETY BOARD	\$2,262	\$2,436	\$2,436
3410	FIRE DEPARTMENT			
	100 Salaries	\$2,055,953	\$2,057,844	\$1,991,107

26-Nov-14

FINAL City of Tonawanda

2015 General, Water & Sewer Operating Budgets

Common Council Adopted Budget as of 11/18/14, Mayoral Veto add back \$5,000 to line 1981.461

	<u>2013</u>	<u>2014</u>	<u>2015</u>
<u>ACCOUNT</u>	<u>ACTUAL</u>	<u>BUDGET</u>	<u>BUDGET</u>
101 Accumulated Comp Time	\$64,258	\$70,000	\$60,000
201 Vehicles	\$15,319	\$16,100	\$15,320
202 Equipment	\$16,446	\$24,650	\$30,190
203 NYS Fire Dept Equip Grants	\$0	\$0	\$0
204 Fire Equipment FEMA Grant	\$38,901	\$0	\$0
205 Federal Grant 5% Share	\$0	\$0	\$0
410 Awards	\$517	\$740	\$740
413 Office	\$2,595	\$3,000	\$2,700
416 Electrical Supplies	\$0	\$1,000	\$1,000
420 CPR Course Expenses	\$538	\$2,000	\$2,000
421 First Aid Supplies	\$6,481	\$7,800	\$8,000
422 Pyrotechnics	\$0	\$170	\$170
441 Maintenance - Equipment	\$11,265	\$10,610	\$10,610
442 Maintenance - Vehicles	\$38,821	\$25,500	\$26,000
471 Memberships, Dues, Fees	\$353	\$535	\$535
473 Clothing Allowance	\$21,217	\$22,200	\$24,270
476 Training	\$15,812	\$23,475	\$17,700
477 Emergency Management	\$3,805	\$4,600	\$4,600
	\$2,292,281	\$2,270,224	\$2,194,942
3420 CARE OF FIRE BUILDINGS			
202 Equipment	\$12,836	\$14,300	\$12,660
408 Lumber, Nails, Bolts	\$0	\$100	\$100
414 Janitorial Supplies	\$1,714	\$2,100	\$2,100
415 Chemicals	\$215	\$220	\$220
443 Maintenance - Buildings	\$36,360	\$29,710	\$33,710
444 Maintenance - Contracts	\$0	\$440	\$440
450 Water - ECWA	\$2,952	\$3,500	\$3,610
451 Gas (Heating)	\$15,807	\$15,500	\$15,970
452 Electric	\$17,215	\$17,000	\$17,510
453 Telephone	\$4,474	\$3,700	\$3,820
461 Professional Services	\$23,838	\$24,000	\$24,000
	\$115,411	\$110,570	\$114,140
3510 ANIMAL WARDEN			
100 Salaries	\$15,499	\$15,215	\$15,215
202 Equipment	\$448	\$500	\$500
418 Clothing Allowance	\$0	\$130	\$130
461 Professional Services	\$5,308	\$6,000	\$6,000

26-Nov-14

FINAL City of Tonawanda

2015 General, Water & Sewer Operating Budgets

Common Council Adopted Budget as of 11/18/14, Mayoral Veto add back \$5,000 to line 1981.461

	<u>ACCOUNT</u>	<u>2013 ACTUAL</u>	<u>2014 BUDGET</u>	<u>2015 BUDGET</u>
		\$21,255	\$21,845	\$21,845
3610	PLUMBING BOARD			
	100 Salaries	\$812	\$1,044	\$1,044
3620	BUILDING INSPECTOR			
	100 Salaries	\$129,665	\$134,291	\$123,354
	202 Equipment	\$2,523	\$3,200	\$3,200
	413 Office	\$1,561	\$2,000	\$1,800
	442 Maintenance-Vehicles	\$582	\$700	\$700
	461 Professional Serv - Demolition	\$2,331	\$30,000	\$0
	471 Subscriptions	\$635	\$900	\$900
	473 Clothing Allowance	\$400	\$250	\$800
		\$137,697	\$171,341	\$130,754
3621	PLUMBING INSPECTOR			
	100 Salaries	\$17,862	\$19,500	\$18,500
5010	HIGHWAY OFFICE			
	100 Salaries	\$143,209	\$130,170	\$137,688
	202 Equipment	\$0	\$0	\$0
	413 Office	\$2,581	\$2,500	\$2,250
	453 Telephone	\$3,677	\$3,300	\$3,300
	465 Medical	\$5,015	\$2,500	\$2,500
	471 Memberships, Dues, Fees	\$35	\$35	\$35
		\$154,517	\$138,505	\$145,773
5020	ENGINEERING IMPROVEMENTS			
	203 Wales Ave Landfill Monitoring	\$19,154	\$28,000	\$26,000
	204 ECWA Hydrant Charge	\$141,197	\$140,000	\$142,000
	205 Spaulding City Share	\$5,972	\$10,000	\$10,000
	206 HVAC Maint Contract	\$27,230	\$27,600	\$29,000
	207 EPA Storm Phase II	\$1,250	\$3,000	\$2,000
	210 City Sidewalk Program	\$0	\$0	\$0
	211 Matching Grant Funds,Cap Projects	\$74,893	\$10,000	\$10,000
	218 Little League Dr Subdivision Project	\$0	\$0	\$0
	221 153 Fillmore Groundwater Sampling	\$9,000	\$13,500	\$14,000

26-Nov-14

FINAL City of Tonawanda

2015 General, Water & Sewer Operating Budgets

Common Council Adopted Budget as of 11/18/14, Mayoral Veto add back \$5,000 to line 1981.461

	<u>2013</u>	<u>2014</u>	<u>2015</u>
<u>ACCOUNT</u>	<u>ACTUAL</u>	<u>BUDGET</u>	<u>BUDGET</u>
222 Backflow Prevention Certification	\$213	\$3,000	\$2,000
223 Wastewater to North Tonawanda	\$0	\$0	\$0
230 Library Capital Project	\$0	\$0	\$0
231 Sanitary Swr Root Control	\$0	\$3,700	\$0
232 Riverwalk Survey	\$0	\$5,000	\$0
	\$278,909	\$243,800	\$235,000
5110 HIGHWAY MAINTENANCE			
100 Salaries	\$749,575	\$815,551	\$921,706
202 Equipment	\$0	\$0	\$0
203 Snow Fence	\$0	\$0	\$0
206 Mechanic Shop Supplies	\$6,934	\$6,500	\$6,750
403 Lube, Oil, Grease, Fluid	\$9,170	\$10,000	\$10,000
405 Stone,Cement & Sand	\$7,097	\$6,000	\$7,000
406 Asphalt	\$14,267	\$25,000	\$25,000
407 Paint/Chemical Supplies	\$1,250	\$1,600	\$1,600
408 Lumber, Nails, Bolts	\$494	\$1,200	\$1,200
419 Hand Tools	\$358	\$1,000	\$1,500
442 Maintenance-Vehicles	\$65,609	\$74,000	\$78,000
444 Maint - Contracts	\$1,956	\$1,700	\$1,700
460 Lease/Rental Eq	\$1,947	\$3,000	\$3,000
473 Clothing Allow	\$6,521	\$6,400	\$7,200
	\$865,178	\$951,951	\$1,064,656
5132 CITY GARAGE			
414 Janitorial Supplies	\$4,600	\$4,500	\$4,500
421 First Aid Supplies	\$80	\$200	\$200
443 Maint - Building	\$17,983	\$18,000	\$18,000
450 Water - ECWA	\$3,416	\$3,500	\$3,700
452 Electric	\$23,434	\$25,000	\$24,000
454 Gas (Heating)	\$14,758	\$14,500	\$15,000
	\$64,271	\$65,700	\$65,400
5142 SNOW & ICE REMOVAL			
100 Salaries	\$96,305	\$85,000	\$100,000
202 Equipment	\$0	\$0	\$0
203 Snow Fence	\$1,450	\$2,000	\$3,000
404 Salt	\$148,569	\$85,000	\$135,000

26-Nov-14

FINAL City of Tonawanda

2015 General, Water & Sewer Operating Budgets

Common Council Adopted Budget as of 11/18/14, Mayoral Veto add back \$5,000 to line 1981.461

	<u>ACCOUNT</u>	<u>2013 ACTUAL</u>	<u>2014 BUDGET</u>	<u>2015 BUDGET</u>
	442 Maintenance - Vehicles	\$19,441	\$23,000	\$24,000
		\$265,765	\$195,000	\$262,000
5182 452	STREET LIGHTING	\$362,824	\$355,000	\$360,000
6510	VETERANS SERVICE AGENCY			
	100 Salaries	\$33,619	\$33,833	\$0
		\$33,619	\$33,833	\$0
7020	RECREATION/PARKS DEPARTMENT			
	100 Salaries	\$633,063	\$648,821	\$679,508
	202 Equipment	\$0	\$2,000	\$2,000
	203 Capital Projects-Other	\$0	\$0	\$0
	405 Stone, Cement & Sand	\$25	\$500	\$500
	407 Paint Products	\$3,392	\$3,500	\$3,500
	408 Lumber, Nails & Bolts	\$1,050	\$3,500	\$3,500
	410 Awards	\$486	\$500	\$500
	412 Trees, Flowers, Seed	\$57,986	\$11,000	\$28,000
	413 Office	\$7,017	\$6,500	\$5,850
	414 Janitorial Supplies	\$4,131	\$4,000	\$4,000
	415 Chemicals	\$4,601	\$5,000	\$5,000
	418 Clothing, Uniform	\$1,368	\$1,300	\$1,300
	419 Hand Tools	\$1,182	\$1,200	\$1,200
	420 Athletic Equipment	\$7,341	\$6,000	\$6,000
	421 First Aid Supplies	\$86	\$600	\$600
	422 Fireworks	\$10,500	\$10,500	\$10,500
	424 Arts & Crafts Supplies	\$1,542	\$1,600	\$1,600
	425 Sandy Loam, Topsoil	\$8,243	\$10,000	\$10,000
	441 Maint-Equipment	\$11,146	\$10,000	\$10,000
	442 Maint-Vehicles	\$11,464	\$8,000	\$8,000
	443 Maint Buildings	\$7,460	\$12,000	\$10,000
	444 Maint Contracts	\$0	\$100	\$100
	450 Water - ECWA	\$6,342	\$7,000	\$7,000
	452 Electric	\$17,848	\$16,000	\$16,000
	453 Telephone	\$1,326	\$1,850	\$1,500
	460 Lease/Rental Eq	\$1,447	\$2,300	\$1,800
	461 Professional Serv	\$2,662	\$4,000	\$4,000
	463 Tree Trimming	\$1,801	\$1,900	\$1,900
	465 Canal Harbor Supplies	\$1,751	\$2,750	\$1,750
	466 Seasonal Events	\$9,663	\$9,000	\$9,000

26-Nov-14

FINAL City of Tonawanda

2015 General, Water & Sewer Operating Budgets

Common Council Adopted Budget as of 11/18/14, Mayoral Veto add back \$5,000 to line 1981.461

	<u>2013</u>	<u>2014</u>	<u>2015</u>
<u>ACCOUNT</u>	<u>ACTUAL</u>	<u>BUDGET</u>	<u>BUDGET</u>
471 Memb, Dues, Fees	\$125	\$350	\$350
473 Clothing Allowance	\$4,397	\$4,100	\$4,100
	\$819,445	\$795,871	\$839,058
7180 MUNICIPAL POOL, YOUTH CENTER			
100 Salaries	\$34,069	\$33,800	\$33,800
202 Equipment	\$1,657	\$2,200	\$2,200
410 Awards	\$300	\$300	\$300
413 Office	\$1,880	\$2,100	\$1,890
414 Janitorial Supplies	\$630	\$400	\$400
415 Chemicals	\$9,195	\$7,500	\$7,500
418 Clothing, Uniform	\$580	\$650	\$650
419 Hand Tools	\$0	\$50	\$50
420 Athletic Equipment	\$0	\$1,000	\$1,000
421 First Aid Supplies	\$191	\$300	\$300
424 Arts & Crafts Supplies	\$600	\$700	\$700
441 Maintenance-Eq	\$967	\$2,000	\$2,000
443 Maintenance-Bldgs	\$22,453	\$900	\$900
450 Water - ECWA	\$2,768	\$4,000	\$4,000
451 Gas (Heating)	\$2,748	\$2,500	\$3,000
452 Electric	\$7,506	\$9,000	\$8,000
461 Professional Serv	\$0	\$115	\$115
470 Youth Center Pantry	\$3,585	\$3,800	\$3,000
	\$89,129	\$71,315	\$69,805
7320 YOUTH BOARD			
100 Salaries	\$4,977	\$4,977	\$4,977
410 Awards	\$99	\$200	\$200
411 Meals	\$150	\$100	\$100
461 Professional Services	\$7,532	\$12,000	\$8,000
462 Public Relations	\$0	\$0	\$0
471 Membership Dues & Fees	\$0	\$0	\$0
486 Postage	\$69	\$75	\$75
	\$12,827	\$17,352	\$13,352
7410 443 LIBRARY BUILDING EXPENSE	\$3,825	\$4,000	\$4,000
7450 443 HISTORICAL SOC BLDG EXP	\$1,511	\$2,000	\$2,000

26-Nov-14

FINAL City of Tonawanda

2015 General, Water & Sewer Operating Budgets

Common Council Adopted Budget as of 11/18/14, Mayoral Veto add back \$5,000 to line 1981.461

	<u>ACCOUNT</u>	<u>2013 ACTUAL</u>	<u>2014 BUDGET</u>	<u>2015 BUDGET</u>
7550.461	MEMORIAL/VETS DAY OBSERV	\$2,523	\$3,000	\$3,000
7621	SENIOR CITIZENS CENTER			
	100 Salaries	\$44,647	\$46,365	\$47,731
	413 Office	\$938	\$1,200	\$1,080
	414 Janitorial Supplies	\$1,787	\$1,400	\$1,400
	424 Arts & Crafts Supplies	\$100	\$1,400	\$1,400
	443 Maintenance - Buildings	\$1,892	\$3,380	\$3,380
	444 Maintenance Contracts	\$1,016	\$1,100	\$1,100
	450 Water - ECWA	\$927	\$1,000	\$1,000
	451 Gas (Heating)	\$2,705	\$3,000	\$3,000
	452 Electric	\$5,564	\$6,000	\$6,000
	486 Postage	\$1,400	\$2,600	\$2,600
		\$60,976	\$67,445	\$68,691
8020	PLANNING & ZONING BOARD			
	100 Salaries	\$1,406	\$1,740	\$1,740
8021	BOARD OF APPEALS			
	100 Salaries	\$1,951	\$2,508	\$2,508
8120	BUREAU OF SEWERS			
	100 Salaries	\$190,711	\$154,162	\$158,562
	202 Equipment	\$0	\$0	\$0
	418 Clothing, Uniform/Safety Equip	\$72	\$500	\$500
	430 Sewer Pipe, Covers, Etc.	\$27,761	\$17,000	\$17,000
	441 Maint - Equipment	\$11,399	\$12,000	\$13,000
	473 Clothing Allowance	\$828	\$1,200	\$1,200
		\$230,771	\$184,862	\$190,262
8130	SLUICE GATES	\$0	\$0	\$0
8160	GARBAGE & TRASH REMOVAL			
	100 Salaries	\$626,910	\$578,503	\$540,123
	202 Equipment	\$0	\$0	\$0
	203 Recycling Bins/Totes	\$0	\$1,000	\$0
	441 Maint - Equipment	\$14,868	\$16,000	\$17,000
	473 Clothing Allowance	\$5,246	\$4,400	\$4,000

26-Nov-14

FINAL City of Tonawanda

2015 General, Water & Sewer Operating Budgets

Common Council Adopted Budget as of 11/18/14, Mayoral Veto add back \$5,000 to line 1981.461

	<u>ACCOUNT</u>	<u>2013 ACTUAL</u>	<u>2014 BUDGET</u>	<u>2015 BUDGET</u>
		\$647,024	\$599,903	\$561,123
8162 461	GARBAGE DISPOSAL	\$259,637	\$278,000	\$275,000
8170	STREET CLEANING			
	100 Salaries	\$44,816	\$49,035	\$50,439
	442 Maintenance - Vehicles	\$4,979	\$7,000	\$5,000
	473 Clothing Allowance	\$627	\$400	\$400
		\$50,422	\$56,435	\$55,839
9010 800	STATE RETIREMENT	\$1,741,990	\$1,853,230	\$1,824,729
9030 800	SOCIAL SECURITY	\$670,476	\$655,099	\$677,901
9040 800	WORKMEN'S COMP INS	\$543,165	\$395,000	\$380,000
9050 800	UNEMPLOYMENT INSURANCE	\$3,781	\$4,000	\$4,000
9060 800	HOSPITAL INSURANCE	\$3,702,791	\$3,600,000	\$3,700,000
9070 800	UNION ADMINSTERED PLANS	\$69,875	\$71,500	\$75,000
9080 800	HEALTH INSURANCE WAIVERS	\$16,538	\$9,000	\$17,000
9710	REDEMPTION OF DEBT			
	600 Principal	\$1,183,500	\$1,066,000	\$1,143,000
	700 Interest	\$228,208	\$202,133	\$294,690
		\$1,411,708	\$1,268,133	\$1,437,690
9760 700	INTEREST, TEMPORARY LOANS	\$0	\$0	\$0
9901 900	TRANSFERS OUT, CAPITAL PROJ	\$3,676	\$0	\$0

GRAND TOTAL EXPENDITURE **\$20,429,133** **\$19,784,970** **\$20,340,538**

26-Nov-14

FINAL City of Tonawanda

2015 General, Water & Sewer Operating Budgets

Common Council Adopted Budget as of 11/18/14, Mayoral Veto add back \$5,000 to line 1981.461

<u>ACCOUNT</u>	<u>2013 ACTUAL</u>	<u>2014 BUDGET</u>	<u>2015 BUDGET</u>
LESS GRAND TOTAL REVENUE	\$10,076,521	\$9,694,204	\$9,953,954
ADD DEFICIENCY TAX	\$414,838	\$300,000	\$400,000
LESS APPROP FUND BALANCE	\$350,000	\$350,000	\$100,000

AMOUNT NEEDED TO RAISE	\$9,659,344	\$10,040,766	\$10,686,584
DIVIDE BY TOTAL ASSESSMNT	\$604,588,585	\$601,996,534	\$638,860,781
TAX RATE	\$16.61	\$16.679109	\$16.727564
% INCREASE tax levy			6.43%
% INCREASE tax rate			0.29%
% TABLE ON dollars raised		\$100,000	1.00%
		\$250,000	2.49%
		\$500,000	4.98%
		\$750,000	7.47%
		\$1,000,000	9.96%
		\$1,250,000	12.45%
<u>fund balance impact</u>		\$100,000	1.00%

2015 WATER FUND OPERATING BUDGET

REVENUES

2140 Water Rentals	\$0	\$0	\$0
2666 Meter Sales	\$0	\$0	\$0
2770 Miscellaneous	\$0	\$0	\$0
2141 ECWA Surcharge	\$211,884	\$171,279	\$141,873
2401 Interest	\$0	\$0	\$0
GRAND TOTAL REVENUES	\$211,884	\$171,279	\$141,873

EXPENSES

DEBT SERVICE

26-Nov-14

FINAL City of Tonawanda

2015 General, Water & Sewer Operating Budgets

Common Council Adopted Budget as of 11/18/14, Mayoral Veto add back \$5,000 to line 1981.461

<u>ACCOUNT</u>	<u>2013 ACTUAL</u>	<u>2014 BUDGET</u>	<u>2015 BUDGET</u>
9710.600 Serial Bond Principal Payment	\$229,000	\$154,000	\$129,000
9710.700 Serial Bond Interest Payment	\$22,165	\$17,279	\$12,873
	\$251,165	\$171,279	\$141,873
9901 900 TRANSFERS OUT GENERAL FUND	\$179,644	\$0	\$0
GRAND TOTAL EXPENDITURE	\$430,809	\$171,279	\$141,873

2015 SEWER FUND OPERATING BUDGET

REVENUES

2120 Sewer Rents	\$1,959,481	\$2,052,396	\$2,052,396
Interest & Earnings	\$767	\$1,000	\$1,000
Miscellaneous	\$0	\$0	\$0
GRAND TOTAL REVENUES	\$1,960,248	\$2,053,396	\$2,053,396

EXPENSES

8130

PUMP STATION

100 Salaries	\$127,700	\$117,147	\$120,329
202 Equipment	\$10,644	\$0	\$0
413 Office	\$4,195	\$4,500	\$4,500
441 Maintenance Equipment	\$47,117	\$36,000	\$36,000
444 Maintenance Contracts	\$5,781	\$11,500	\$11,500
450 Water - ECWA	\$3,101	\$3,000	\$3,000
451 Gas(Heating)	\$1,279	\$2,000	\$2,000
452 Electric	\$94,203	\$110,000	\$110,000
473 Clothing Allowance	\$800	\$900	\$900

\$294,820 \$285,047 \$288,229

8150.400 JOINT PROJECTS, O & M \$904,187 \$975,000 \$950,000

EMPLOYEE BENEFITS

26-Nov-14

FINAL City of Tonawanda

2015 General, Water & Sewer Operating Budgets

Common Council Adopted Budget as of 11/18/14, Mayoral Veto add back \$5,000 to line 1981.461

<u>ACCOUNT</u>	<u>2013 ACTUAL</u>	<u>2014 BUDGET</u>	<u>2015 BUDGET</u>
9010.800 NYS Employee Retirement System	\$12,250	\$12,500	\$15,000
9030.800 Social Security	\$9,769	\$8,962	\$9,205
9060.800 Hospital Insurance	\$41,745	\$41,745	\$45,000
	\$63,764	\$63,207	\$69,205
DEBT SERVICE			
9710.600 Serial Bond Principal Payment	\$337,500	\$420,000	\$595,000
9710.700 Serial Bond Interest Payment	\$134,626	\$148,742	\$152,901
	\$472,126	\$568,742	\$747,901
INTERFUND TRANSFERS			
9901.900 Interfund Transfer to General Fund	\$161,400	\$161,400	\$295,000
GRAND TOTAL EXPENDITURE	\$1,896,297	\$2,053,396	\$2,350,336



CITY OF TONAWANDA, NEW YORK

OFFICE OF THE MAYOR

200 Niagara Street Tonawanda, New York 14150 – 1099

Phone: (716) 695 – 8645 Fax: (716) 695 – 8314

E-mail: mayor@ci.tonawanda.ny.us

RICK DAVIS

Mayor

CHARLIE RECH

Interim Administrative Assistant

CAITLIN RECH

Executive Secretary

November 26, 2014

Honorable Common Council
200 Niagara St.
Tonawanda, NY 14150

Re: Budget

Dear Honorable Council Members,

As is outlined in the City Charter Sec 5.022. Common Council Action on Budgets Section (c),

- The mayor may disapprove one or more specific appropriations or budget items pursuant to section 2.023 of this charter.

I am, within ten (10) days of the passing of the resolution on the budget, informing the Common Council of my intent to veto a cut to the budget made by your honorable body. The cut to the budget that I am vetoing and therefore restoring is the \$5,000 to 1981.461 Foreclosure Prof Services.

We are under federal and state guidelines to follow certain protocol and procedures before foreclosing on a property here in the city. By reducing that line, it would hamper our ability to be more aggressive in 2015 with foreclosures.


If you have any questions or concerns please feel free to contact me at 695-8645. Thank you for your time and consideration.

Warmest Regards,

A handwritten signature in black ink, appearing to read "RD" with a flourish.

Rick Davis
Mayor

CC: Clerk, Treasurer, City Attorney



Real Property Tax Cap / Tax Freeze

Municipality: City of Tonawanda (140256000000)
 Fiscal Year Ending: 12/31/2015
 Status: Submitted

Tax Levy Limit Before Adjustments and Exclusions	
Tax Levy FYE 2014	\$10,037,560
Tax Cap Reserve Plus Interest from FYE 2013 Used to Reduce 2014	\$0
Total Tax Cap Reserve Amount (including interest earned) from FYE 2014	\$0
Tax Base Growth Factor	1.0022
PILOTs Receivable FYE 12/31/2014	\$73,513
Tort Exclusion Amount Claimed in FYE 12/31/2014	\$0
Allowable Levy Growth Factor	1.0156
PILOTs Receivable FYE 12/31/2015	\$78,000
Available Carryover from FYE 12/31/2014	\$155,512
Total Levy Limit Before Adjustments/Exclusions	\$10,368,745
Adjustments for Transfer of Local Government Functions	
Costs Incurred from Transfer of Local Government Functions	\$0
Savings Realized from Transfer of Local Government Functions	\$0
Total Adjustments	\$0
Tax Levy Limit, Adjusted for Transfer of Local Government Functions	\$10,368,745
Exclusions	
Tax Levy Necessary for Expenditures Resulting from Tort Orders/Judgements Over 5%	\$0
Teachers Retirement System	\$0
Employees Retirement System	\$0
Police and FireFighters Retirement System	\$0
Total Exclusions	\$0
Tax Levy Limit, Adjusted for Transfers, Plus Exclusions	\$10,368,745
Total Tax Cap Reserve Amount Used to Reduce 2015 Levy	\$0
2015 Proposed Levy, Net of Reserve	\$10,686,584
Difference between Tax Levy Limit Plus Exclusions and Proposed Levy	(\$317,839)
Do you plan to override the cap in 2015?	<input checked="" type="radio"/> Yes <input type="radio"/> No

History

Date and Time	Status Change	User	Explanation
01/03/2015 10:21:16 AM	Form Submitted	Joseph Hogenkamp (LG140256000000)	
01/03/2015 10:18:53 AM	Changes Pending	Joseph Hogenkamp (LG140256000000)	
11/20/2014 4:14:24 PM	Form Submitted	Joseph Hogenkamp (LG140256000000)	
11/18/2013 4:00:27 PM	Form Created	Joseph Hogenkamp (LG140256000000)	



Real Property Tax Cap / Tax Freeze

Print

Organization

Municipality: City of Tonawanda (140256000000)
 Fiscal Year Ending: 12/31/2015

Tax Freeze Submission Summary

Tax Cap Override:	Yes	Status:	Submitted
Tax Cap Override Repeal:	No	Preparer:	Joseph Hogenkamp
Override Declaration:	Override Not Repealed	Certifier:	Joseph Hogenkamp
Tax Levy Limit:	\$10,368,745 	Deadline:	01/21/2015
Tax To Be Levied:	\$10,686,584		
Freeze-Compliant Budget:	No 		

Tax Freeze Form History

Date and Time	Status Change	User
01/03/2015 10:24:03 AM	Submitted	Joseph Hogenkamp
01/03/2015 10:23:49 AM	Ready for Submission	Joseph Hogenkamp
12/03/2014 3:02:05 PM	Started	Joseph Hogenkamp
12/03/2014 3:01:46 PM	Not Started	Joseph Hogenkamp

Joseph Hogenkamp

From: LGSAMonitoring@osc.state.ny.us
Sent: Saturday, January 03, 2015 10:19 AM
To: Joseph Hogenkamp
Subject: LGPTC - City of Tonawanda (140256000000) 12/31/2015 Tax Cap Report status been set to Changes Pending.

The status of a Tax Cap Report has changed:

MUNI CODE: 140256000000
MUNI NAME: Tonawanda
CLASS: City
FISCAL YEAR END: 12/31/2015
DATE: Sat Jan 03 10:18:53 EST 2015
CURRENT STATUS: Changes Pending

Please do not respond to this message. This is an automatically generated message sent from an unmonitored email address.

Joseph Hogenkamp

From: LGSAMonitoring@osc.state.ny.us
Sent: Saturday, January 03, 2015 10:21 AM
To: Joseph Hogenkamp
Subject: LGPTC - City of Tonawanda (140256000000) 12/31/2015 Tax Cap Report status been set to Submitted.

The status of a Tax Cap Report has changed:

MUNI CODE: 140256000000
MUNI NAME: Tonawanda
CLASS: City
FISCAL YEAR END: 12/31/2015
DATE: Sat Jan 03 10:21:16 EST 2015
CURRENT STATUS: Submitted

Please do not respond to this message. This is an automatically generated message sent from an unmonitored email address.

Joseph Hogenkamp

From: LGSAMonitoring@osc.state.ny.us
Sent: Saturday, January 03, 2015 10:24 AM
To: LGSA Monitoring; Joseph Hogenkamp
Subject: Tax Freeze - City of Tonawanda (140256000000) Tax Freeze Report status set to Submitted.

The tax freeze information for the City of Tonawanda (140256000000), for fiscal year 2015, has been successfully submitted to the Office of the New York State Comptroller as required by Chapter 59 of the Laws of 2014. A summary of the information submitted is provided below. Please save this confirmation email for your records.

* * * * *

The following tax freeze information was submitted on Sat Jan 03 10:24:03 EST 2015

Municipality: City of Tonawanda (140256000000)
Fiscal Year: 2015

Tax Cap Override: Yes
Tax Cap Override Repeal: No
Override Declaration: Override Not Repealed

Tax Levy Limit: \$10,368,745
Tax to be Levied: \$10,686,584
Freeze-Compliant Budget: No

If you wish to make changes, you may do so by logging back in to the system and placing the form into Resubmit status. Please be aware that placing the form into Resubmit will cause any information that was previously submitted to be deleted. The tax freeze information must then be re-entered and resubmitted.

For questions regarding the Tax Freeze System, please contact the Monitoring and Analysis Unit at LGSAMonitoring@osc.state.ny or call (866)321-8503.

For questions regarding freeze compliance, eligibility, or the calculation of taxpayer credits, contact the New York State Department of Taxation and Finance at (518)474-1170.

Constitutional Tax Limit

City of Tonawanda (140256000000)
Fiscal Year Ending: 12/31/2015

Print/View Summary

City of Tonawanda (140256000000)

Fiscal Year Ending: 12/31/2015

Status: Certified

Verification

Select A Budget Adoption Date: 11/18/2014

Tax Limit Form

Budget Adoption Date:	11/18/2014	Certifier:	Joseph Hogenkamp
Assessment Roll Date:	07/01/2014	Certifier Title:	City Treasurer
Fiscal Year End Date:	12/31/2015	Phone Number:	(716) 695-8629
		Email Address:	treasurer@ci.tonawanda.ny.us

Taxable Assessed Value: \$638,860,781

Tax Levy: \$10,686,584

Tax Limit Calculations

Tax Levy Year	Assessment Roll Date	Taxable Assessed Value	Equalization Rate Est. Date	Equalization Rate	Taxable Full Value
2015	07/01/2014	\$638,860,781	07/21/2014	1.0000	\$638,860,781
2014	07/01/2013	\$601,996,534	07/31/2013	1.0000	\$601,996,534
2013	07/01/2012	\$604,588,585	07/30/2012	1.0000	\$604,588,585
2012	07/01/2011	\$602,158,715	08/05/2011	1.0000	\$602,158,715
2011	07/01/2010	\$600,475,675	07/20/2010	1.0000	\$600,475,675
Five Year Total Full Valuation					\$3,048,080,290
Five Year Average Full Valuation					\$609,616,058
Constitutional Tax Limit					\$12,192,321
Tax Levy					\$10,686,584
Total Exclusions					\$1,815,624
Tax Levy Subject to Tax Limit					\$8,870,960
Percentage of Tax Limit Exhausted					72.76%
Constitutional Tax Margin					\$3,321,361
City Tax Rate					16.73

Schedules

List of Schedule A Entries

Nature of Improvement	Total Estimated Revenue	Amount Required for Oper. Maint. & Repair	Amount Available for Payment of Principal and Interest
Excluded By Section 124.10			
SEWER SYSTEM IMPROVEMENTS	\$2,053,396	\$1,307,435	\$745,961
		Total	\$745,961

List of Schedule B Entries

No entries.

List of Schedule C Exclusions

Page Number or Budget Code	Applicable Paragraph Of Local Finance Law Sec.11.00	Object or Purpose	Amount
3120.203	Equipment, Machinery, Apparatus Or Furnishings	Police Dept Capital Improvements	\$4,000
3120.201	Motor Vehicles	Police Dept Vehicles	\$75,000
3120.202	Equipment, Machinery, Apparatus Or Furnishings	Police Dept Equipment	\$15,000
3120.204	Equipment, Machinery, Apparatus Or Furnishings	Police Dept Pistol Range	\$6,000
3125.202	Equipment, Machinery, Apparatus Or Furnishings	Special Enforcement DWI Equipment	\$23,551
3410.201	Fire-Fighting Vehicles & Apparatus	Fire Dept Vehicles	\$15,320
3410.202	Fire-Fighting Vehicles & Apparatus	Fire Dept Equipment	\$30,190
3420.202	Equipment, Machinery, Apparatus Or Furnishings	Care of Fire Buildings Equipment	\$12,660
1620.203	911 Wireless Communication & Computer Equipment	Municipal Building Computer Equipment	\$25,000
3620.202	Equipment, Machinery, Apparatus Or Furnishings	Building Inspector Equipment	\$3,200
5020.205	Hghways, Roads, Streets, Parkways & Parking Areas	Engineering Improvements Spaulding City Share	\$10,000
5020.211	Parks, Playgrounds & Recreational Areas	Engineering Improvements Matching Grant Funds Capital Projects	\$10,000
7020.202	Equipment, Machinery, Apparatus Or Furnishings	Recreation/Parks Equipment	\$2,000
7180.202	Equipment, Machinery, Apparatus Or Furnishings	Municipal Pool, Youth Center Equipment	\$2,200
Total			\$234,121

List of Other Exclusions

No entries.

Debt Exclusions

Revenue Producing Improvement Debts	Principal	Interest	Total
Bonds			
Sewer System Improvements	\$595,000	\$152,901	\$747,901
Water Notes and Bonds, Capital Notes, BANS, and other Bonds ("Other" Debt)			
Water - Bonds			
Water System Improvements	\$129,000	\$12,873	\$141,873
Other Bonds			
General Obligation Bonds	\$1,143,000	\$294,690	\$1,437,690
Summary			
Revenue Producing Improvement Debt Total:			\$747,901
Revenues Designated for Such Debt Service from Schedule A	-		\$745,961
Revenue Producing Improvement Debt Net Exclusions:	=		\$1,940
"Other" Debt Total:	+		\$1,579,563
Sub Total	=		\$1,581,503
Revenues Designated by Law for Debt Service from Schedule B	-		\$0
Debt Service Net Exclusions:	=		\$1,581,503
Object/Purpose with a Period of Probable Usefulness from Schedule C	+		\$234,121
Other Exclusions	+		\$0

Total Exclusions: = \$1,815,624

Date and Time	Status Change	User	Email
01/03/2015 10:39:06 AM	Certified	Joseph Hogenkamp (LG140256000000)	treasurer@ci.tonawanda.ny.us
01/03/2015 10:37:15 AM	Pre-Budget Data Submitted	Joseph Hogenkamp (LG140256000000)	treasurer@ci.tonawanda.ny.us
11/20/2014 4:22:57 PM	Open	Joseph Hogenkamp (LG140256000000)	treasurer@ci.tonawanda.ny.us
10/29/2014 11:48:18 AM	Pending Adoption Date	System (system)	

Joseph Hogenkamp

From: LGSAMonitoring@osc.state.ny.us
Sent: Saturday, January 03, 2015 10:37 AM
To: Joseph Hogenkamp
Subject: LGCTL - City of Tonawanda (140256000000) 12/31/2015 Tax Limit Report status been set to Pre-Budget Data Submitted.

The status of a Tax Limit Report has changed:

MUNI CODE: 140256000000
MUNI NAME: Tonawanda
CLASS: City
FISCAL YEAR END: 12/31/2015
CURRENT STATUS: Pre-Budget Data Submitted

Please do not respond to this message. This is an automatically generated message sent from an unmonitored email address.

Joseph Hogenkamp

From: LGSAMonitoring@osc.state.ny.us
Sent: Saturday, January 03, 2015 10:39 AM
To: Joseph Hogenkamp
Subject: LGCTL - City of Tonawanda (140256000000) 12/31/2015 Tax Limit Report status been set to Post-Budget Data Certified.

The status of a Tax Limit Report has changed:

MUNI CODE: 140256000000
MUNI NAME: Tonawanda
CLASS: City
FISCAL YEAR END: 12/31/2015
CURRENT STATUS: Post-Budget Data Certified

Please do not respond to this message. This is an automatically generated message sent from an unmonitored email address.



NEW YORK STATE DEPARTMENT OF TAXATION & FINANCE
OFFICE OF REAL PROPERTY TAX SERVICES

INSTRUCTIONS FOR APPLICATION FOR
LOCAL GOVERNMENT EXEMPTION IMPACT REPORT
(Real Property Tax Law Section 495)

Chapter 258 of the Laws of 2008 added Section 495 to the Real Property Tax Law requiring counties, cities, towns, villages and school districts to attach to their tentative/preliminary budgets an exemption report. The measure is effective October 5, 2008 and applies to budgets for fiscal years commencing on and after that date.

Notice of the report is required to be included in any notice of the preparation of the budget otherwise required by law. Also, the report is required to be posted on any bulletin board maintained by the budgeting authority for public notices and on any website maintained by the budgeting authority. In addition to being attached to the tentative/preliminary budget, the report also will be part of the final budget.

The exemption report is required to show how much of the total assessed value on the final assessment roll used in that budgetary process is exempt from taxation. (Due to the timing of school district budgeting, school districts may need to use the latest final assessment roll). The law requires exemption reports to include:

- Every type of exemption granted by the taxing authority, and the cumulative impact of each type of exemption (in either dollar amount of assessed value or as a percentage of the total assessed value on the roll);
- The cumulative amount expected to be received from recipients of each type of exemption as payments in lieu of taxes or other payments for municipal services; and
- The cumulative impact of all exemptions granted.

Exemption categories that are less than one percent of the value of the entire roll can be grouped together as one category and labeled as "other" or some other appropriate title.

More information -- including questions and answers, the law itself and a sample report -- is available online: <http://www.tax.ny.gov/research/property/exempt/exemptionreporting.htm>.

The following instructions correspond to the information requested on the RP-495 and RP-495 PILOT forms.

Date – Date report prepared

Taxing Jurisdiction – Name of county, city, town, village or school district

Fiscal Year Beginning – The year in which the fiscal year begins (e.g., if the report applies to a municipal budget for the fiscal year beginning January 1, 2009, enter "2009")

Total Equalized Value in Taxing Jurisdiction –

- **For cities, towns, village assessing units, school districts within one municipality and non-assessing villages within one municipality** - the total equalized value is the total assessed value of all parcels divided by the level of assessment of the municipality on the assessment roll.
- **For counties, school districts in more than one municipality, and non-assessing villages in more than one municipality** - the total equalized value is the sum of the total equalized values of the municipal segments thereof. For each municipal segment, the total equalized value is the total assessed value of all parcels in the segment divided by the level of assessment of the municipality on the latest assessment roll.

Exemption Code – The 5-digit code that identifies the type of exemption. These codes are issued by the Office of Real Property Tax Services and are available online:

http://www.tax.ny.gov/research/property/assess/manuals/vol4/pt1/section2/sec2_02.htm. The exemptions for each parcel are identified by these 5-digit codes on the assessment roll.

Exemption Description – Title of the exemption (e.g. Enhanced STAR, Senior Citizens, State-owned, County-owned, Industrial Development, Farm Building, etc.) are also available from

http://www.tax.ny.gov/research/property/assess/manuals/vol4/pt1/section2/sec2_02.htm. The description can also be the exemption title used on tax bills.

Statutory Authority – The section of the law authorizing the exemption. This can also be found online

http://www.tax.ny.gov/research/property/assess/manuals/vol4/pt1/section2/sec2_02.htm.

Number of Exemptions – The total count of parcels receiving this exemption in the taxing jurisdiction

Total Equalized Value –

- **For cities, towns, village assessing units, school districts within one municipality and non-assessing villages within one municipality** - the total equalized value is the sum of the exempt assessed values of all parcels with this exemption divided by the level of assessment of the municipality on the assessment roll.
- **For counties, school districts in more than one municipality, and non-assessing villages in more than one municipality** – the sum of total equalized exempt value of each municipal segment for each individual exemption code. For each municipal segment, the total equalized value is the sum of the exempt assessed values of all parcels with this exemption divided by the level of assessment of the municipality on the assessment roll.

Percentage of Value Exempted – The total equalized value in Column E divided by the Total Equalized Value in the Taxing Jurisdiction listed above.

Amount, if Any, Attributed to Payments in Lieu of Taxes (PILOTs) – The total amount of all PILOTs, as listed on the RP-495-PILOT. Taxing jurisdictions without PILOTs will enter “0” and not complete the RP-495-PILOT.

RP-495-PILOT – Each PILOT agreement is listed under one or more exemptions. Similar to the RP-495, the code(s) for each PILOT is listed with accompanying information, as described above. No equalization is necessary because the PILOTs are made in actual dollar amounts.

Equalized Total Assessed Value 741,961,538

Exemption Code	Exemption Name	Statutory Authority	Number of Exemptions	Total Equalized Value of Exemptions	Percent of Value Exempted
13100	CO - GENERALLY	RPTL 406(1)	11	1,940,600	0.26
13350	CITY - GENERALLY	RPTL 406(1)	98	17,809,600	2.40
13800	SCHOOL DISTRICT	RPTL 408	8	12,581,000	1.70
13890	PUBLIC AUTHORITY - LOCAL	RPTL 412	10	366,100	0.05
14000	LOCAL AUTHORITIES SPECIFIED	RPTL 412	2	1,681,000	0.23
14110	USA - SPECIFIED USES	STATE L 54	6	1,165,400	0.16
18020	MUNICIPAL INDUSTRIAL DEV AGENC	RPTL 412-a	5	4,315,000	0.58
18100	HOUSING: OWNER - MUNICIPALITY	P H FI L 36-a(2)	2	13,357,000	1.80
21600	RES OF CLERGY - RELIG CORP OWN	RPTL 462	5	585,000	0.08
25110	NONPROF CORP - RELIG(CONST PRI	RPTL 420-a	31	10,279,100	1.39
25130	NONPROF CORP - CHAR (CONST PRI	RPTL 420-a	1	611,500	0.08
25230	NONPROF CORP - MORAL/MENTAL IN	RPTL 420-a	12	2,189,800	0.30
25300	NONPROF CORP - SPECIFIED USES	RPTL 420-b	2	87,500	0.01
25400	FRATERNAL ORGANIZATION	RPTL 428	2	680,000	0.09
26100	VETERANS ORGANIZATION	RPTL 452	3	602,400	0.08
27350	PRIVATELY OWNED CEMETERY LANI	RPTL 446	1	130,000	0.02
41111	VET PRO RATA: FULL VALUE ASSMT	RPTL 458(5)	139	6,923,385	0.93
41121	ALT VET EX-WAR PERIOD-NON-COMI	RPTL 458-a	447	6,340,833	0.85
41131	ALT VET EX-WAR PERIOD-COMBAT	RPTL 458-a	364	8,491,686	1.14
41141	ALT VET EX-WAR PERIOD-DISABILI	RPTL 458-a	108	2,787,902	0.38
41161	COLD WAR VETERANS (15%)	RPTL 458-b	86	993,878	0.13
41171	COLD WAR VETERANS (DISABLED)	RPTL 458-b	7	81,650	0.01
41400	CLERGY	RPTL 460	2	3,000	0.00
41800	PERSONS AGE 65 OR OVER	RPTL 467	19	695,500	0.09
41806	PERSONS AGE 65 OR OVER	RPTL 467	90	1,928,041	0.26
41930	DISABILITIES AND LIMITED INCOM	RPTL 459-c	27	1,081,975	0.15
41931	DISABILITIES AND LIMITED INCOM	RPTL 459-c	8	285,371	0.04

Equalized Total Assessed Value 741,961,538

Exemption Code	Exemption Name	Statutory Authority	Number of Exemptions	Total Equalized Value of Exemptions	Percent of Value Exempted
41933	DISABILITIES AND LIMITED INCOM	RPTL 459-c	18	429,367	0.06
41936	DISABILITIES AND LIMITED INCOM	RPTL 459-c	2	61,050	0.01
44213	HOME IMPROVEMENTS	RPTL 421-f	8	42,920	0.01
47200	RAILROAD - PARTIALLY EXEMPT	RPTL 489-d&dd	2	3,999,136	0.54
47610	BUSINESS INVESTMENT PROPERTY	RPTL 485-b	8	574,063	0.08
Total Exemptions Exclusive of System Exemptions:				103,100,757	13.90
Total System Exemptions:				0	0.00
Totals:				103,100,757	13.90

Values have been equalized using the Uniform Percentage of Value. The Exempt amounts do not take into consideration, payments in lieu of taxes or other payments for municipal services.

Amount, if any, attributable to payments in lieu of taxes: _____

R/S	Name	# Parcels	Land		Total Assessed Value	Taxable Value			Village
			Assessed Value	Value		County	Town/City	School	
1	Taxable	6,155	102,396,213	0	642,645,426	600,880,469	611,924,805	637,410,321	0
5	Special Franch.	7	0	0	13,644,432	13,644,432	13,644,432	13,644,432	0
6	Utility	76	474,800	0	8,337,861	8,337,861	8,337,861	8,337,861	0
7	Ceiling RR	2	1,064,400	0	8,952,819	4,953,683	4,953,683	4,953,683	0
8	Wholly Exmpt	199	17,270,100	0	68,381,000	0	0	0	0
City Totals:		6,439	121,205,513	0	741,961,538	627,816,445	638,860,781	664,346,297	0